

ORNAMENT  
MARBLE  
CEMENT  
**STONE**  
WOOD  
OPUS

■  
CAPRI

Rev.01

 **PADUA**  
REDEFINE  
PERFECTION

ORNAMENT  
MARBLE  
CEMENT  
**STONE**  
WOOD  
OPUS  
■  
CAPRI



STONE

“

Harmonious, meticulously detailed surfaces with impressive technical and aesthetic properties: PADUA designs floor and wall coverings, not tiles.

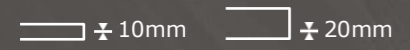
”

## CAPRI

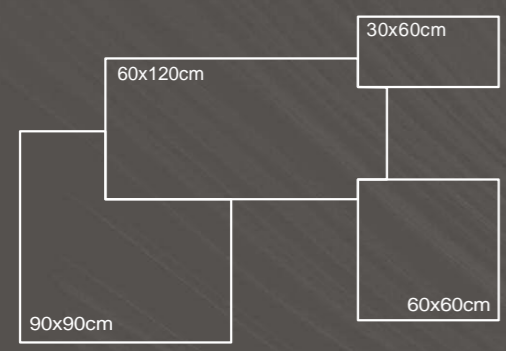
CAPRI came to life after a long search and after many attempts to mix three stones of different nature. In the end we managed to find the right mix: the Italian Collemantina marble, the French Imperiale marble and the slate from the Trentino-Alto-Adige Alps.



## THICKNESS **2**



## FORMATS **4**



The company's mastery of production processes and extensive research and development take its products beyond all expectations, towards an aesthetic ideal that is always up-to-date, realized in collections that defy fashion, synonymous with beauty that continues to express itself over time.

## COLOURS **5**



WHITE SALT NUTMEG EARL GREY PEPPER

## SURFACES **2**



IN&OUT  
MATT



LAPPATO

# “ CAPRI WHITE



- PD36190**  
▲ 30 x 60CM | 12" x 24"
- PD126190**  
◀ 60 x 120CM | 24" x 48"
- PD6190**  
▼ 60 x 60CM | 24" x 24"

**PD9190**  
▲ 90 x 90CM | 36" x 36"



**TUMBLLED EDGE MOSAIC**  
CPSM90  
29.8 x 32.7CM



**TUMBLLED EDGE SUBWAY**  
CP1290  
10 x 20CM



2CM PAVER

**PD6190H**  
▲ 60 x 60CM | 24" x 24"  
■ 2cm



Pencil Edge Bullnose

**CPPB90**  
▲ 40 x 60CM | 16" x 24"  
■ 2cm





WALL y TUMBLED EDGE SUBWAY CP1290 10 x 20CM



FLOOR y WHITE PD6190 30 x 60CM 60 x 60CM



WALL y WHITE PD126190 20 x 120CM 60 x 120CM FLOOR y GLACIER PD126190 60 x 120CM



FLOOR y WHITE PD9190 90 x 90CM

“





FLOOR y SALT PD6191 60 X 60CM



FLOOR y SALT PD126191 60 X 120CM





WALL y TUMBLED EDGE MOSAIC 29.8 X 32.7CM FLOOR y SALT PD9191 90 X 90CM

“  
CAPRI  
SALT



WALL y TUMBLED EDGE SUBWAY CP1291 10 X 20CM



“  
**CAPRI**  
**NUTMEG**

**PD36192**  
 ▲ 30 x 60CM | 12" x 24"

**PD126192**  
 ◀ 60 x 120CM | 24" x 48"

**PD6192**  
 ▼ 60 x 60CM | 24" x 24"

**PD9192**  
 ▲ 90 x 90CM | 36" x 36"



**TUMBLED EDGE MOSAIC**  
 CPSM92  
 29.8 x 32.7CM




**TUMBLED EDGE SUBWAY**  
 CP1292  
 10 x 20CM



**2CM PAVER**  
**PD6192H**  
 ▲ 60 x 60CM | 24" x 24"  
 ▣ 2cm

**Pencil Edge Bullnose**  
**CPPB92**  
 ▲ 40 x 60CM | 16" x 24"  
 ▣ 2cm

“  
CAPRI  
NUTMEG



FLOOR y TUMBLED EDGE MOSAIC CPSM92 29.8 X 32.7CM



WALL/FLOOR y NUTMEG PD126192 60 X 120CM



**CAPRI**  
**EARL GREY**



- PD36193**  
▲ 30 x 60CM | 12" x 24"
- PD126193**  
◀ 60 x 120CM | 24" x 48"
- PD6193**  
▼ 60 x 60CM | 24" x 24"

**PD9193**  
▲ 90 x 90CM | 36" x 36"



**TUMBLLED EDGE MOSAIC**  
CPSM93  
29.8 x 32.7CM



**TUMBLLED EDGE SUBWAY**  
CP1293  
10 x 20CM



**2CM PAVER**


**PD6193H**  
▲ 60 x 60CM | 24" x 24"  
■ 2cm



**Pencil Edge Bullnose**

**CPPB93**  
▲ 40 x 60CM | 16" x 24"  
■ 2cm







WALL y TUMBLED EDGE MOSAIC CPSM93 29.8 X 32.7CM FLOOR y EARL GREY PD126193 60 X 120CM



Lappato

FLOOR y EARL GREY PD6193P 60 X 60CM





FLOOR y TUMBLED EDGE SUBWAY CP1293 10 X 20CM




FLOOR y EARL GREY PD9193 90 X 90CM





“  
CAPRI  
PEPPER



- PD36199**  
▲ 30 x 60CM | 12" x 24"
- PD126199**  
◀ 60 x 120CM | 24" x 48"
- PD6199**  
▼ 60 x 60CM | 24" x 24"

**PD9199**  
▲ 90 x 90CM | 36" x 36"



**TUMBLLED EDGE MOSAIC**  
CPSM99  
29.8 x 32.7CM



**TUMBLLED EDGE SUBWAY**  
CP1299  
10 x 20CM



**2CM PAVER**

**PD6199H**  
▲ 60 x 60CM | 24" x 24"  
■ 2cm

**Pencil Edge Bullnose**

**CPPB99**  
▲ 40 x 60CM | 16" x 24"  
■ 2cm




WALL/FLOOR y PEPPER PD126199 60 X 120CM



FLOOR y PEPPER PD126199 60 X 120CM



FLOOR y PEPPER PD9199 90 X 90CM



WALL y PEPPER PD6199 30 X 7.5CM

WALL y TUMBLED EDGE SUBWAY CP1299 10 X 20CM



“  
CAPRI  
PEPPER



FLOOR y PEPPER PD6199 60 X 60CM



WALL y TUMBLED EDGE MOSAIC CPSM99 29.8 X 32.7CM FLOOR y PEPPER PD126199 60 X 120CM



## “CAPRI OUTDOOR

Padua Ceramics builds on its many years of expertise in the field of research and production of ceramic materials, and constant interaction with architects, designers and consumers, offering them a mature and stable coating technology with innovative and highly advanced features.

**PAVER**

OUTDOOR MATERIALS BY PADUA CERAMICS



Pencil Edge Bullnose  
40 x 60 cm  
2cm


FLOOR y WHITE PD6190H 60 X 60 X 2CM PAVER



FLOOR y SALT PD6191H 60 X 60 X 2CM PAVER

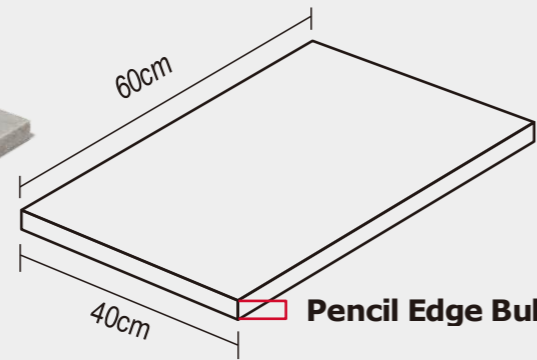


**PAVER**  
OUTDOOR MATERIALS BY PADUA CERAMICS





**PAVER**  
OUTDOOR MATERIALS BY PADUA CERAMICS



CPPB93  
▲ 40 x 60CM 16" x 24"  
■ 2cm

Pencil Edge Bullnose



FLOOR y EARL GREY PD6193H 60 X 60 X 2CM PAVER





## TECHNICAL SPECIFICATIONS

TECHNICAL CHARACTERISTIC	STANDARD TEST METHOD	PRESCRIBED VALUES	PADUA VALUES
<b>MEASUREMENT &amp; SURFACE APPEARANCE</b>			
LENGTH	EN ISO 10545-2	±0.6%	±0.1%
WIDTH	EN ISO 10545-2	±0.6%	±0.1%
THICKNESS	EN ISO 10545-2	±5%	±3%
TRANSMUTATION	EN ISO 10545-2	±0.5%	±0.3%
<b>PHYSICAL PROPERTIES</b>			
WATER ABSORPTION	EN ISO 10545-3	≤0.5%	≤0.5%
BREAKING STRENGTH	EN ISO 10545-4	≥1300N	≥1300N
MODULUS OF RUPTURE	EN ISO 10545-4	≥35N/mm <sup>2</sup>	≥35N/mm <sup>2</sup>
RESISTANCE TO ABRASION	EN ISO 10545-7	≤205mm <sup>3</sup>	≤160mm <sup>3</sup>
SLIP RESISTANCE, WET PENDULUM TEST METHOD, SLIDER 96	AS 4586-2013/AMDT1-2017 APPENDIX A	N/A	P4
<b>CHEMICAL PROPERTIES</b>			
RESISTANCE TO CHEMICALS <small>RESISTANCE TO HOUSEHOLD CHEMICALS AND SWIMMING POOL SALTS</small>	EN ISO 10545-13	MINIMUM CB	<b>PASS</b>
RESISTANCE TO STAINING	EN ISO 10545-14 <small>when subjected to chemicals</small>	MINIMUM CLASS 3	<b>PASS</b>

## PACKING SPECIFICATIONS

SERIES	SIZES	PCS / CTN	M <sup>2</sup> / CTN	M <sup>2</sup> / PLT	CTN / PLT	KG / PLT
<b>CAPRI</b>	60X120CM	2	1.44	86.4	60	2070
	90X90CM	2	1.62	64.8	40	1520
	60X60CM	4	1.44	57.6	40	1240
	30X60CM	8	1.44	57.6	40	1240
	30X30CM	11	0.99	55.44	56	1232
	60X60X2CM	2	0.72	28.8	40	1280
	40X60X2CM	2	0.48	30.72	60	1440



**STONE**



There is no denying the grandeur of stone. Be inspired by our collection of stone designs, exclusively created to bring elegance and beauty to your home.





11TH FLOOR, BLDG T13, SMART CITY, NO.1, ZHIHUI RD.,  
CHANCHENG FOSHAN, GUANGDONG, CHINA.

+86 757 8256 5826

[www.paduaceramics.com](http://www.paduaceramics.com)